

Model of Distance Travelled by packets in MANETs using Location-Aware Transmission for Ubicomp.

M. Kaleem GALAMALI, Assoc. Prof Nawaz MOHAMUDALLY

Abstract – MANET transmission is one solution towards achieving routing in a ubicomp environment. If the corresponding protocols are well designed, it can assist in energy issues in ubicomp [61]. Applying location-aware transmission strategies may enhance energy management and hence remain a serious topic of research. Some of the enhancements being expected [1] involves application of land-based GPS systems, improved location refresh rates and location accuracy along with developments of better protocols optimised for transmission according to distance criteria. To assist in the latter protocol developments, one research result that would be required is the trends of distance coverages by packets in a ubicomp topography for varying node densities. Such knowledge will definitely be useful for refining transmission protocols so that best MANET performance is achieved.

In this paper, a metric PPD is put forward to assess the trend of distance coverages by packets in a ubicomp topography with varying node densities. This paper adds a result set to the area of modelling for Packets Per Distance management in ubicomp. Designers may use these results towards formulation of better transmission protocols for ubicomp. This paper is a follow-up of previous work [1-25].

Key terms: Ubicomp- Ubiquitous Computing, MAUC- Mobile and Ubiquitous Computing, MANET- Mobile Adhoc Network, PPD- Packets_Per_Distance, CBR- Constant Bit Rate, QoS- Quality of Service.

M. Kaleem GALAMALI,
University of Technology Mauritius (student)
Mauritius

Assoc. Prof Nawaz Mohamudally
University of Technology Mauritius,
Mauritius

1. Introduction

Distance coverage is a predominant factor affecting energy consumption in MAUC, which varies proportional to the square of distance [15]. When using MANETs, it is not only the sender node which is transmitting packets for a CBR but each node starting from the sender along the MANET route are forwarding packets, over a certain distance, before reaching the final destination node. This does have an impact over total number of packets circulating within the MANET topography and this may increase with increasing node density. This does not guarantee that

distances the packets have to travel will be all reduced. The research questions put forward are: “What is the % Number of packets travelling each integer meter distance in the topography? What is the trend observable and how does it vary over varying node densities?”

The work presented here, also is empirical and is built over same experiment set as for previous work [14-25]. The results presented here, may serve towards development and refinement of MANET transmission protocols for ubicomp, and also towards setting the standards for location refresh rates that would be required for optimal MANET performance.

The key contributions of this paper is firstly, the development of a metric PPD for Packet Per Distance analysis. The definition and rationale of metric PPD is put forward. Secondly, the model of trend is put forward for the metric PPD with results for varying node densities from 7 until 56 in a topography of 300 x 300 m². The model proposed is mostly the decreasing exponential model with some linear model support. The rest of this paper is organised as follows: section 2- New Metric – Packets Per Distance, section 3- PPD Trend Assessment over Varying Node Numbers, 4- Conclusion and References.

2. New Metric – Packets Per Distance.

Following elaborations in the first paragraph of “Introduction” in this paper, the metric “Packets_Per_Distance” will thus be defined as the % number of packets that is covering each distance (rounded to nearest meter) from 0 m until the longest distance possible (in this case, the diagonal distance of the topography, at 424 m).

It is expected to have a certain % packets at 0 m distance. This would simply imply that the distance is less than 50 cm and is rounded to 0 m.

The results of this study may serve towards:

- i. Better protocol developments for MANET packet transmission in an optimised energy saving fashion while combining sufficient QoS characteristics, including Ferry-Protocol approaches.

- ii. Better Predicting the distance coverage expected and preparing resources required accordingly.
- iii. Following part (ii) above, MANET relay nodes may better decide the probabilities of successful assistance in the MANET following their battery level availability.
- iv. Providing base information for further developments in MANET self-healing approaches.
- v. Providing base information for tuning security methods according to distance coverage needs

3. PPD - Trend Assessment over Varying Node Numbers.

3.0 Major Observations.

In all the plots obtained, the leftmost point has been found at x-value 0.0, and has been outside observable tendencies (i.e. quite outlying). The general tendency of the graph is increasing until a peak value and smoothly decreasing beyond the peak value.

For most of the plots, the smallest y-coordinate before peak value is at x-coordinate 1.0. Generally, the peak value tends to decrease with increasing node number.

Previous and up to the peak value, the trend, with good number of plots (though decreasing with increasing node numbers), assumes a linear trend of the form:

$$F(x) = d * x + f$$

As from the peak value onwards, the trend is convincingly observed to be exponentially decreasing towards asymptotic towards the x-axis, with equation of the form:

$$G(x) = a * \exp(b * (x - c))$$

3.1 Tabular Summary of Results.

A tabular summary for results of equations of curves (F(x) and G(x)) is shown below. Column headings are: A→node number, B→Value of parameter d, C→Value of parameter f, D→ reduced chi-square of plot F(x), E→ smallest value before peak value, F→ value of parameter a, G→ value of parameter b, H→ value of parameter c, I→ reduced chi-square value of plot G(x), F→ Corresponding figure number.

A	B	C	D	E	F
7	0.041 814 6	0.151 757	0.005 796 1	1	3.107 5
8	0.036 180 8	0.131 461	0.004 337 22	1	2.687 37
9	0.039 510 7	0.162 265	0.006 463 29	1	3.047 52
10	0.033 118 8	0.421 301	0.007 101 31	3	3.556 54
11	0.035 910 8	0.452 874	0.011 205 7	3	3.900 99
12	0.043 106 8	0.430 277	0.010 412 2	2	3.917 36
13	0.059 126 1	0.347 814	0.004 639 8	3	3.613 38
14	0.063 751	0.356 361	0.006 781 47	2	3.886 04
15	0.067 958 2	0.371 025	0.009 887 02	1	4.156 57
16	0.071 575	0.389 221	0.012 991 3	1	4.429 86
17	0.083 050 5	0.342 888	0.008 338 83	1	4.440 98

18	0.086 803 5	0.363 886	0.010 215 8	1	4.709 56
19	0.090 416 1	0.385 649	0.013 030 4	1	4.978 64
20	0.093 550 8	0.411 969	0.016 631 3	1	5.237 94
21	0.101 741	0.408 41	0.015 882 3	1	5.306 29
22	0.109 382	0.399 803	0.014 452 2	1	5.331 36
23	0.112 558	0.418 337	0.016 635 7	1	5.615 16
24	0.115 605	0.440 916	0.020 051 9	1	5.838 04
25	0.118 392	0.459 009	0.023 045 6	1	6.050 81
26	0.121 997	0.485 385	0.028 319 7	1	6.402 37
27	0.123 994	0.509 121	0.031 991 6	1	6.556 87
28	0.126 296	0.529 045	0.036 562 2	1	6.762 63
29	0.136 3	0.500 024	0.032 499 2	1	6.674 32
30	0.138 782	0.519 241	0.036 253 4	1	6.851 75
31	0.159 258	0.434 331	0.022 819 2	1	6.532 64
32	0.161 421	0.455 065	0.025 864	1	6.681 04
33	0.165 542	0.467 195	0.028 303 8	1	6.873 29
34	0.168 361	0.484 658	0.032 057 4	1	7.038 7
35	0.171 125	0.506 312	0.036 826 6	1	7.279 84
36	0.173 869	0.527 533	0.040 522	1	7.448 94
37	0.176 717	0.549 73	0.046 968 5	1	7.574 49
38	0.179 059	0.575 131	0.052 484 2	1	7.743 3
39	0.181 124	0.602 512	0.058 776 8	1	7.882 4
40	0.183 458	0.630 092	0.065 634 7	1	8.030 22
41	0.185 349	0.652 753	0.072 069 8	1	8.179 16
42	0.187 134	0.673 473	0.077 160 6	1	8.306 3
43	0.189 085	0.705 722	0.086 619	1	8.486 51
44	0.191 161	0.724 779	0.091 226 7	1	8.627 36
45	0.192 935	0.742 125	0.096 543 7	1	8.780 95
46	0.227 683	0.583 148	0.059 521 6	1	8.160 36
47	0.230 447	0.604 124	0.065 186 9	1	8.313 03
48	0.233 01	0.620 475	0.069 387 7	1	8.459 32
49	0.234 477	0.643 032	0.074 638 7	1	8.599 72
50	0.238 294	0.663 671	0.079 867 4	1	8.835 35
51	0.240 582	0.679 651	0.085 056 8	1	8.957 86
52	0.263 068	0.595 498	0.063 839 8	1	8.797 82
53	0.265 912	0.613 716	0.068 168 2	1	8.913 87
54	0.268 08	0.630 511	0.072 594 2	1	8.861 7
55	0.270 16	0.649 142	0.077 225 3	1	8.978 36
56	0.272 716	0.668 424	0.082 313 3	1	9.101 53

Table 1(a): summary of results for PPD equations of curves node numbers 7-56

A	G	H	I	J
7	-0.020 987	0.140 704	0.002 282 99	1
8	-0.020 975 5	0.133 007	0.001 704 72	2
9	-0.022 962 7	0.150 943	0.001 527 66	3
10	-0.026 133 9	0.100 865	0.000 925 196	4
11	-0.028 036 8	0.323 363	0.000 699 643	5
12	-0.028 551 2	0.308 108	0.001 025 75	6
13	-0.027 736	0.185 031	0.002 717 72	7
14	-0.029 288 9	0.207 186	0.002 418 61	8
15	-0.030 821 1	0.232 761	0.002 102 01	9
16	-0.032 329 5	0.260 929	0.001 916 35	10
17	-0.032 766 6	0.260 183	0.002 413 18	11
18	-0.034 291 8	0.291 22	0.002 171 83	12
19	-0.035 830 7	0.358 205	0.001 849 51	13
20	-0.037 279 8	0.386 254	0.001 694 57	14
21	-0.038 013 2	0.422 376	0.001 897 94	15
22	-0.038 545 1	0.513 33	0.002 166 19	16
23	-0.039 757 2	0.228 519	0.001 843 56	17
24	-0.041 114 8	0.356 071	0.001 737 47	18
25	-0.042 268 8	0.402 756	0.001 617 48	19
26	-0.043 825	0.247 751	0.001 687 46	20
27	-0.044 896 8	0.433 097	0.001 597 89	21
28	-0.046 022 1	0.479 298	0.001 474 04	22
29	-0.045 996 7	0.466 016	0.001 779 4	23
30	-0.047 015 2	0.497 997	0.001 612 21	24
31	-0.046 086 2	0.443 49	0.002 623 53	25
32	-0.046 952 5	0.469 083	0.002 538 71	26
33	-0.048 066 9	0.501 63	0.002 369 25	27
34	-0.049 045 2	0.542 029	0.002 187 05	28
35	-0.050 129 6	0.424 388	0.002 107 04	29
36	-0.051 347 6	0.592 972	0.001 940 08	30
37	-0.052 250 5	0.685 841	0.001 890 03	31
38	-0.053 304 9	0.743 471	0.001 773 33	32
39	-0.054 273	0.810 243	0.001 652 45	33

40	-0.055 294 4	0.873 528	0.001 513 4	34
41	-0.056 24	0.926 521	0.001 436 91	35
42	-0.057 103 3	0.992 374	0.001 318 94	36
43	-0.058 256 8	1.049 46	0.001 234 85	37
44	-0.059 206 9	1.121 18	0.001 120 74	38
45	-0.060 058 7	1.138 93	0.001 088 62	39
46	-0.057 362 3	0.814 377	0.002 553 8	40
47	-0.058 395 9	0.882 712	0.002 432 18	41
48	-0.059 362 5	0.942 979	0.002 326 47	42
49	-0.060 158 3	0.943 153	0.002 272 82	43
50	-0.061 338 6	0.875 775	0.002 104 64	44
51	-0.062 169 2	0.931 344	0.001 978 16	45
52	-0.060 800 3	0.458 739	0.002 937 48	46
53	-0.061 667 1	0.528 566	0.002 761 22	47
54	-0.062 441 6	0.875 728	0.002 628 66	48
55	-0.063 205 5	0.904 436	0.002 538 89	49
56	-0.064 058 7	0.942 226	0.002 392 99	50

Table 1(b): summary of results for PPD equations of curves node numbers 7-56

3.2 Graphical Plots for Results Obtained.

This analysis is performed in gnuplot in Linux. x-axis distance is in meters.

1. Node Number 7




Figure 1: % PPD node_number 7

2. Node Number 8




Figure 2: % PPD node_number 8

3. Node Number 9

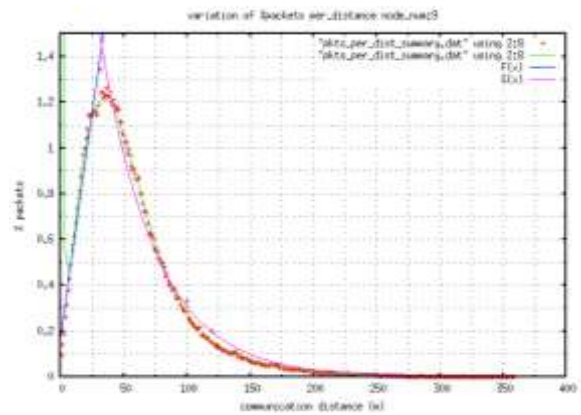


Figure 3: % PPD node_number 9

4. Node Number 10

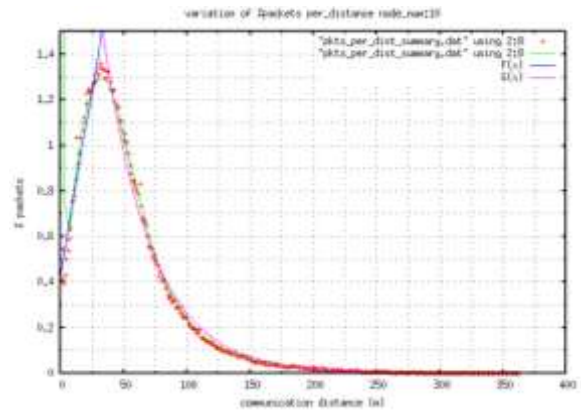


Figure 4: % PPD node_number 10

5. Node Number 11




Figure 5: % PPD node_number 11

6. Node Number 12




Figure 6: % PPD node_number 12

7. Node Number 13

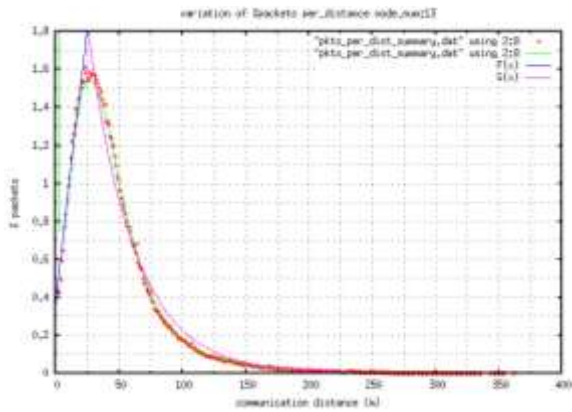


Figure 7: % PPD node_number 13

8. Node Number 14




Figure 8: % PPD node_number 14

9. Node Number 15

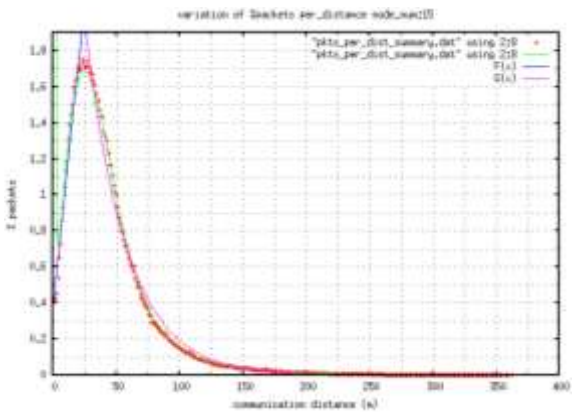


Figure 9: % PPD node_number 15

10. Node Number 16

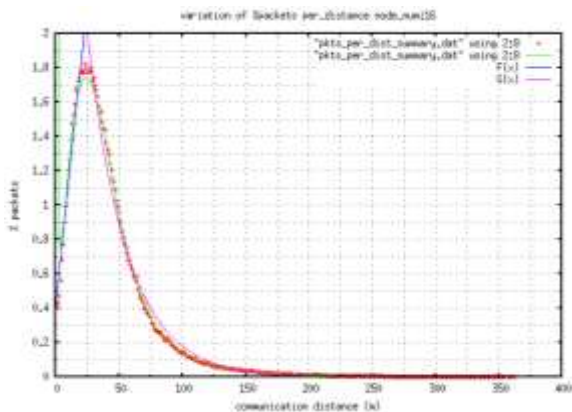


Figure 10: % PPD node_number 16

11. Node Number 17




Figure 11: % PPD node_number 17

12. Node Number 18

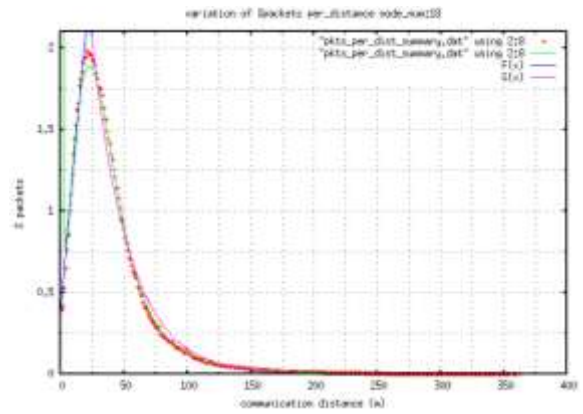


Figure 12: % PPD node_number 18

13. Node Number 19




Figure 13: % PPD node_number 19

14. Node Number 20

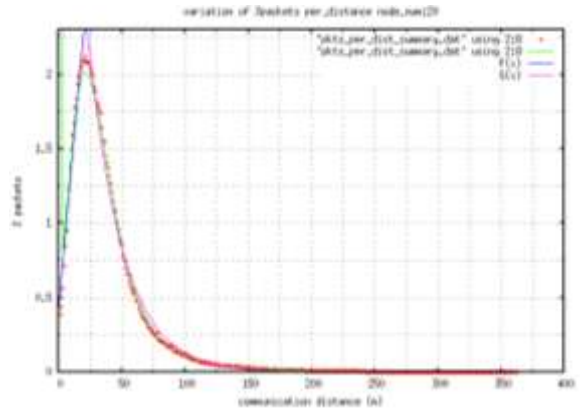


Figure 14: % PPD node_number 20

15. Node Number 21

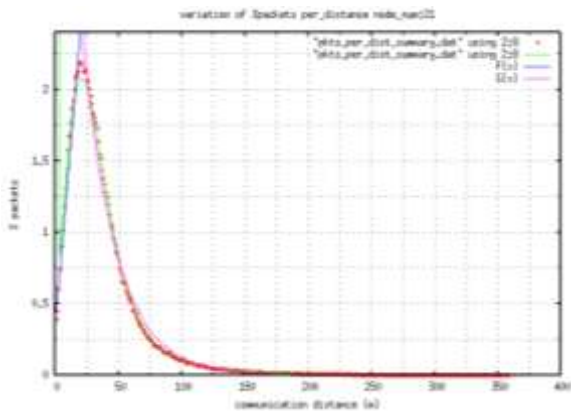


Figure 15: % PPD node_number 21

16. Node Number 22

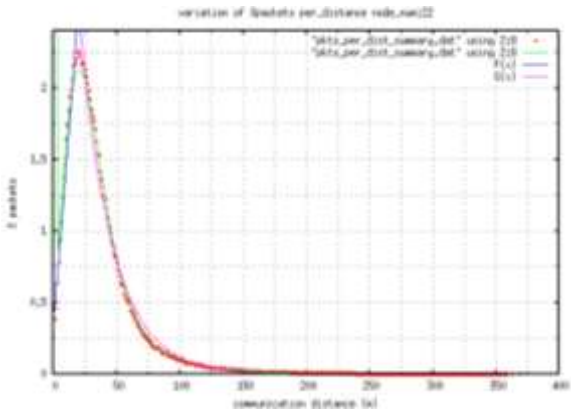


Figure 16: % PPD node_number 22

17. Node Number 23




Figure 17: % PPD node_number 23

18. Node Number 24

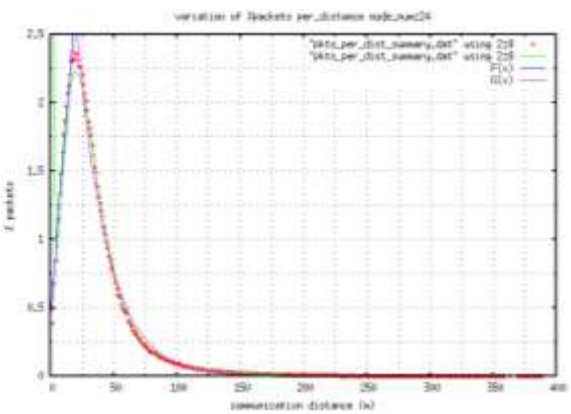


Figure 18: % PPD node_number 24

19. Node Number 25

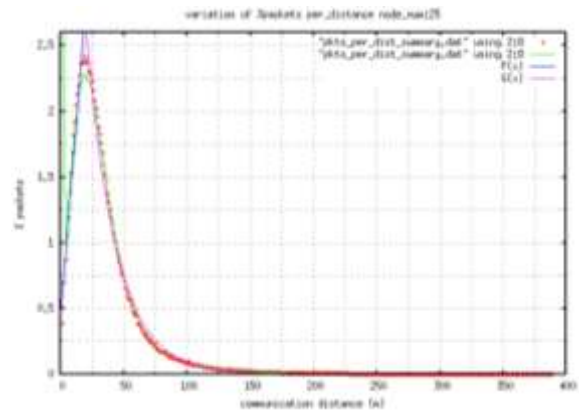


Figure 19: % PPD node_number 25

20. Node Number 26

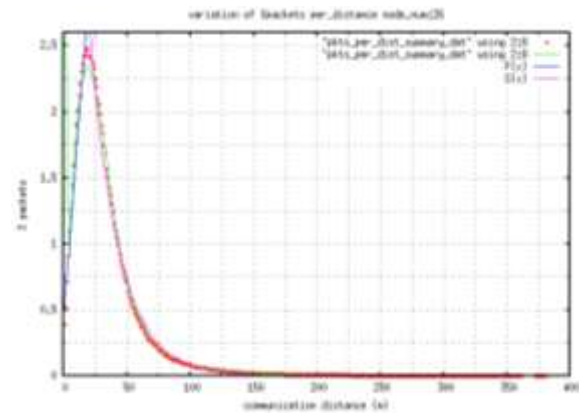


Figure 20: % PPD node_number 26

21. Node Number 27

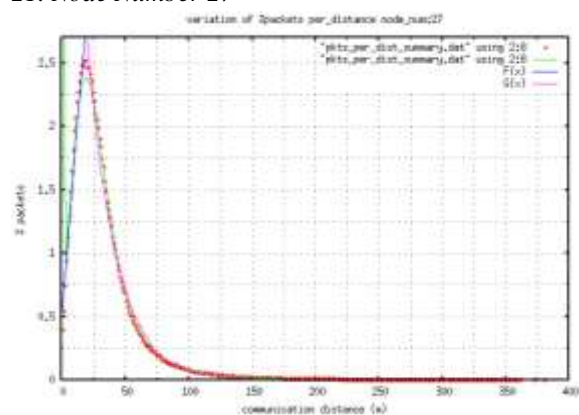


Figure 21: % PPD node_number 27

22. Node Number 28




Figure 22: % PPD node_number 28

23. Node Number 29

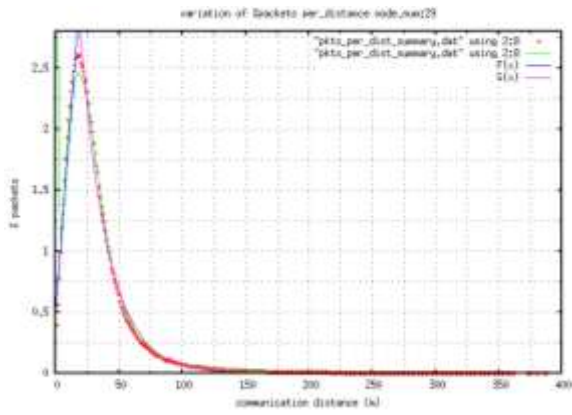


Figure 23: % PPD node_number 29

24. Node Number 30

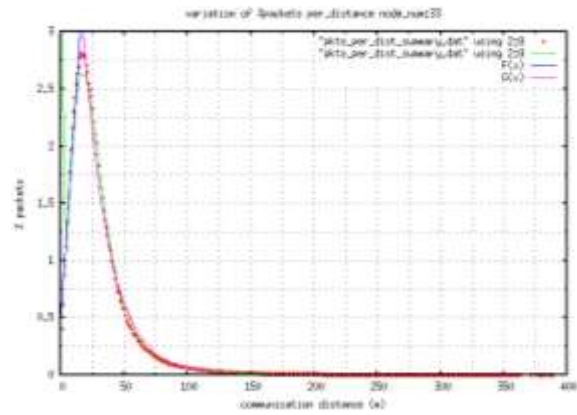


Figure 27: % PPD node_number 33

28. Node Number 34

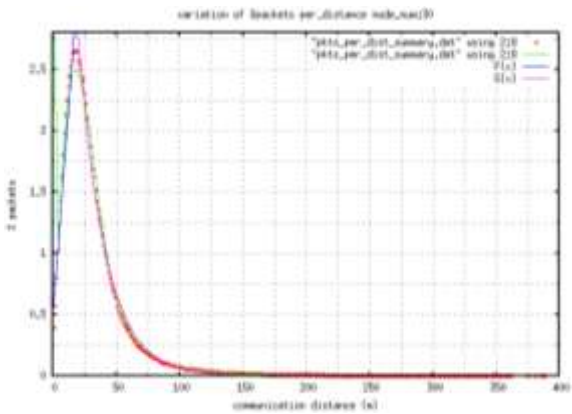


Figure 24: % PPD node_number 30

25. Node Number 31




Figure 28: % PPD node_number 34

29. Node Number 35

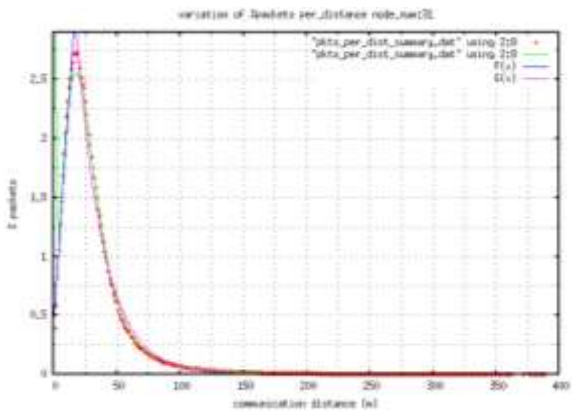


Figure 25: % PPD node_number 31

26. Node Number 32




Figure 29: % PPD node_number 35

30. Node Number 36

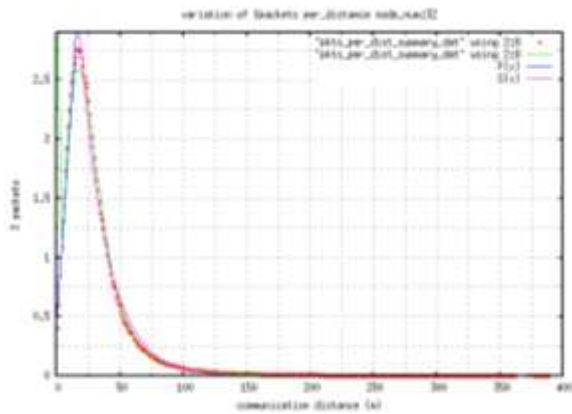


Figure 26: % PPD node_number 32

27. Node Number 33

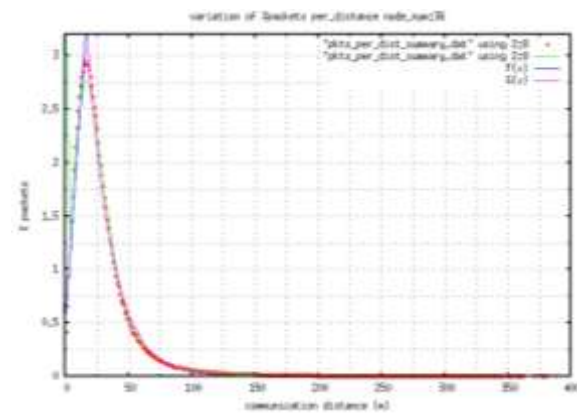


Figure 30: % PPD node_number 36

31. Node Number 37

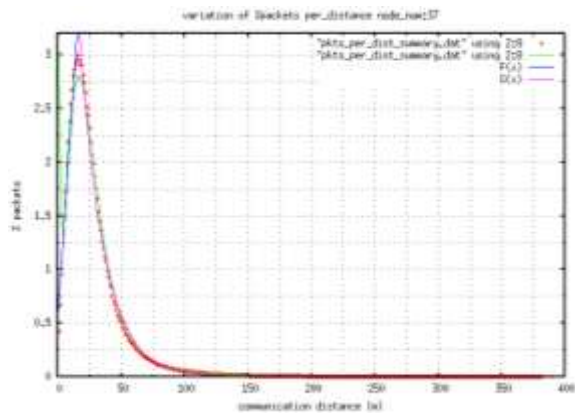


Figure 31: % PPD node_number 37

32. Node Number 38

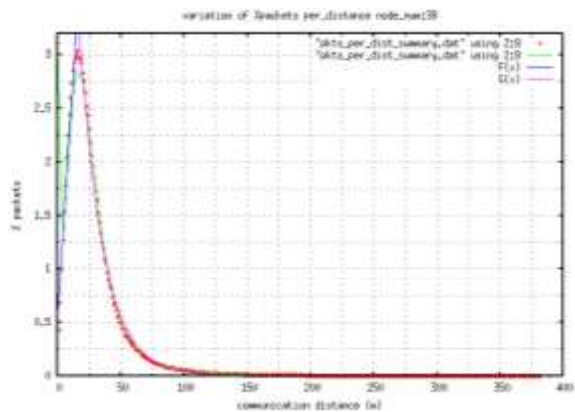


Figure 32: % PPD node_number 38

33. Node Number 39

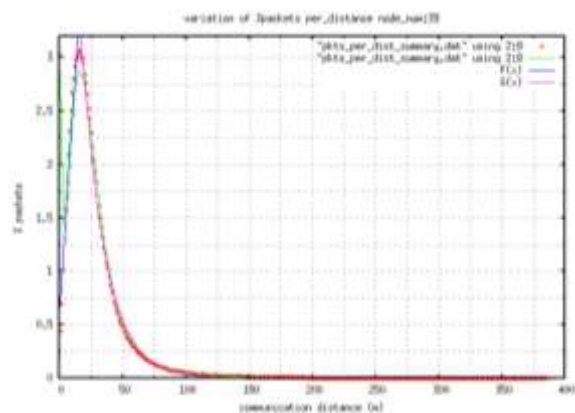


Figure 33: % PPD node_number 39

34. Node Number 40




Figure 34: % PPD node_number 40

35. Node Number 41

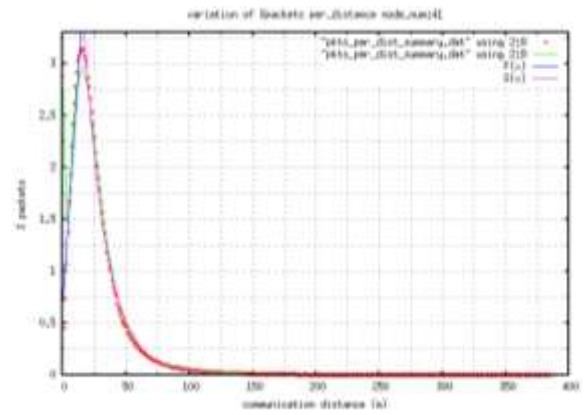


Figure 35: % PPD node_number 41

36. Node Number 42

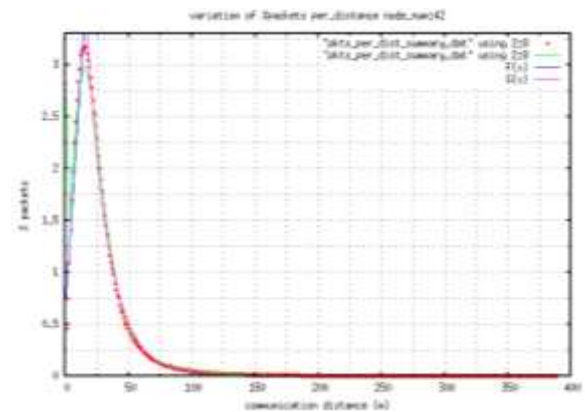


Figure 36: % PPD node_number 42

37. Node Number 43

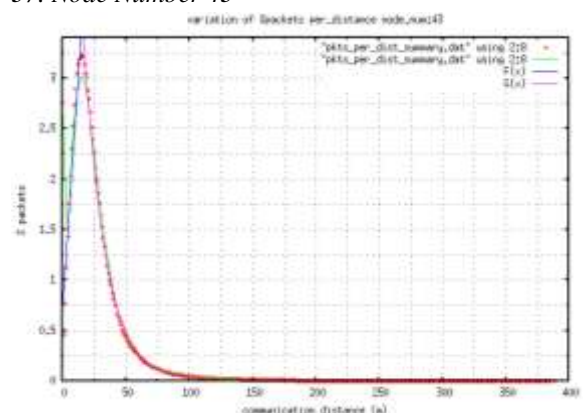


Figure 37: % PPD node_number 43

38. Node Number 44

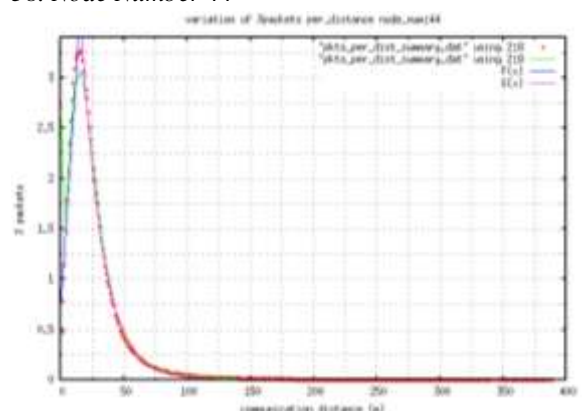


Figure 38: % PPD node_number 44

39. Node Number 45

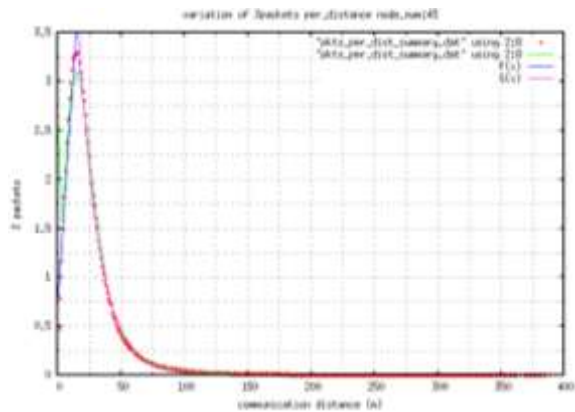


Figure 39: % PPD node_number 45

40. Node Number 46

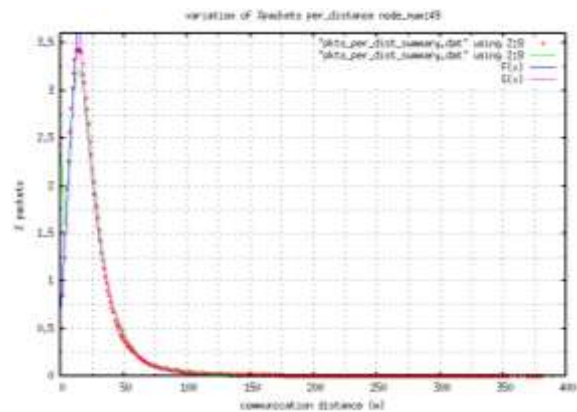


Figure 43: % PPD node_number 49

44. Node Number 50

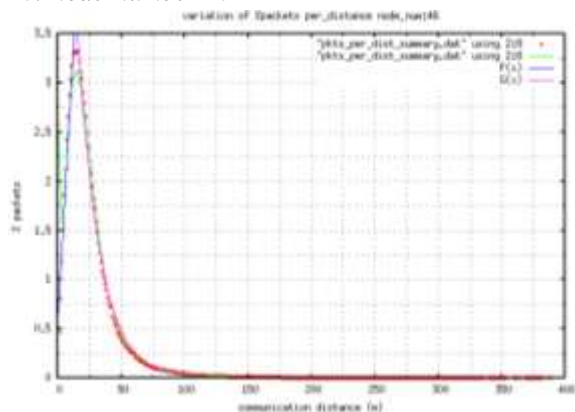


Figure 40: % PPD node_number 46

41. Node Number 47

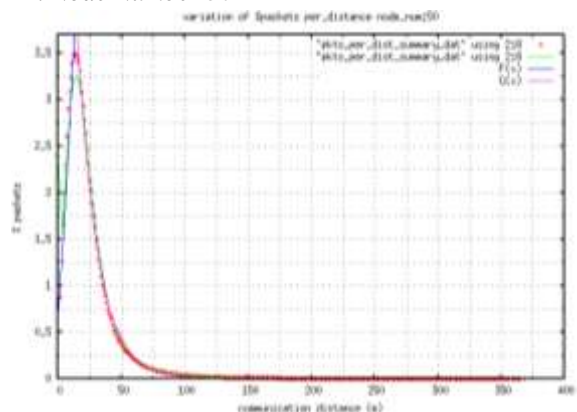


Figure 44: % PPD node_number 50

45. Node Number 51




Figure 41: % PPD node_number 47

42. Node Number 48

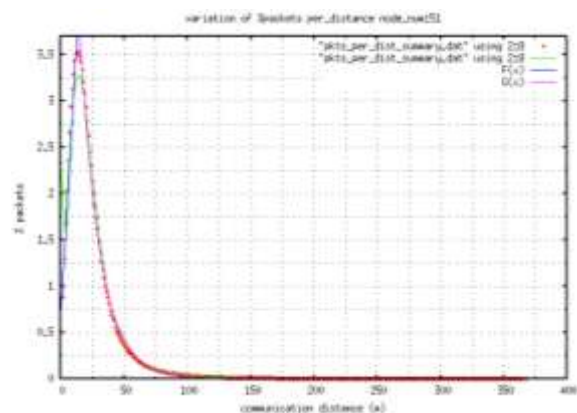


Figure 45: % PPD node_number 51

46. Node Number 52

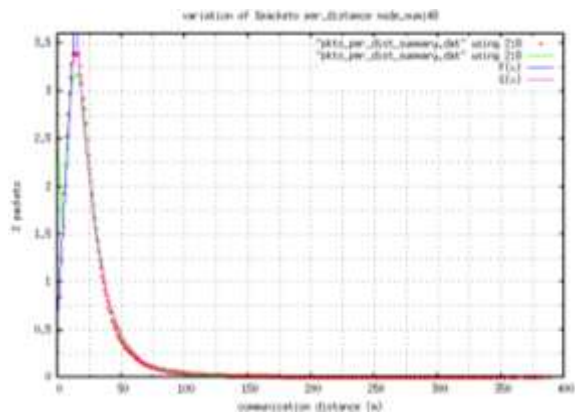


Figure 42: % PPD node_number 48

43. Node Number 49

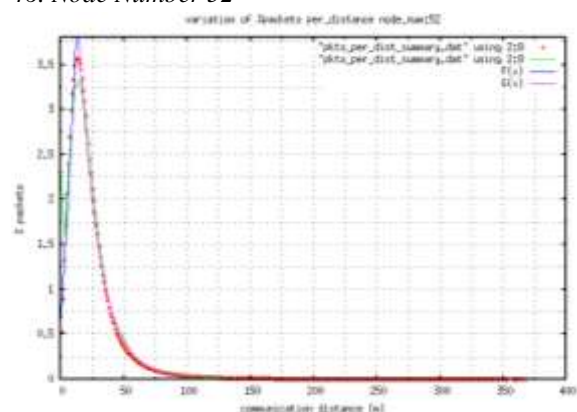


Figure 46: % PPD node_number 52

47. Node Number 53

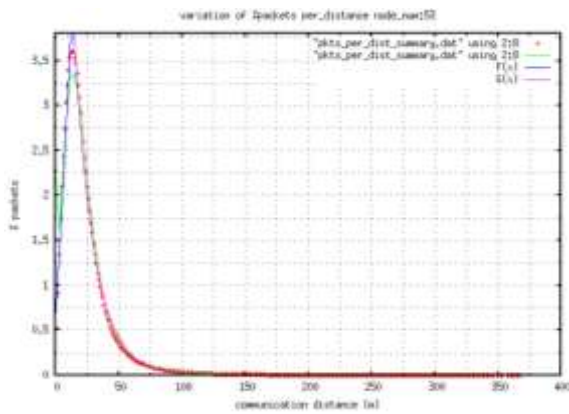


Figure 47: % PPD node_number 53

48. Node Number 54

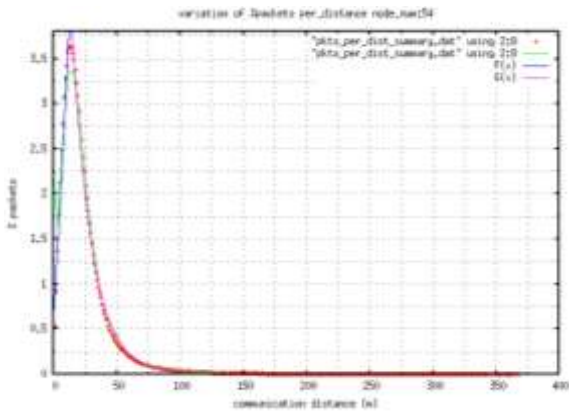


Figure 48: % PPD node_number 54

49. Node Number 55

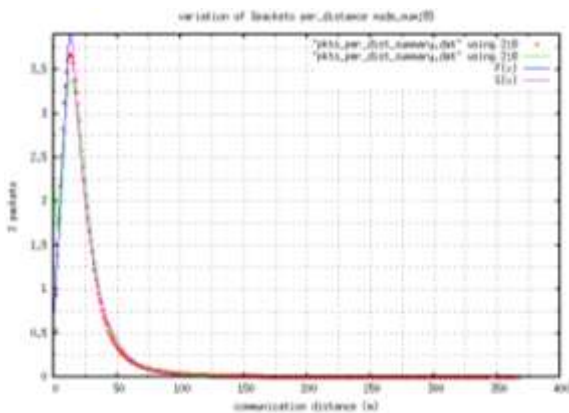


Figure 49: % PPD node_number 55

50. Node Number 56

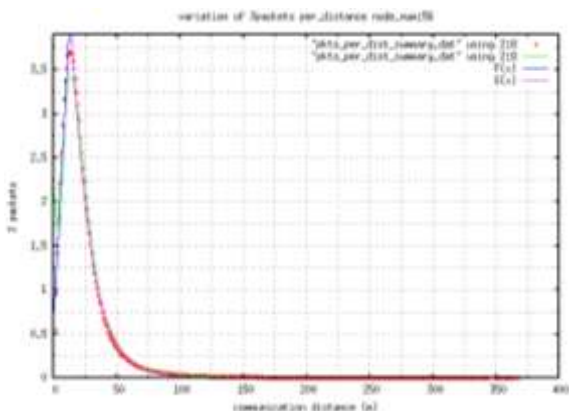


Figure 50: % PPD node_number 56

4. Conclusion.

This piece of research was aimed at studying distance coverages, rounded to nearest meter, by packets in ubicomp in situation of MANET transmission over varying Node densities. The experiment was built over same simulation programs as for studying energy load distributions [14-25].

More precisely here, a metric PPD, to assess the trend of distance coverages by packets in a ubicomp topography with varying node densities, is developed. The experimental results presented here remain empirical based. The model put forward combines mostly the decreasing exponential model and partially the linear model.

The assumptions stated in previous paper [21] hold, e.g availability of lightweight algorithms for location-aware transmission in mobile environments, lightweight MAUC OS supports for efficient binding/unbinding of MANET nodes and appropriate multi-threading/parallel communication in modules of MANET nodes.

The further work identified may include: trend analyses of parameters of equations for the model, formulating methods of predictability for metric PPD and its trend and reporting observations of certain critical values identified. It is also put forward that the metric PPD is a quite wide scope metric from which sub-component metrics may be developed.

References

- [1] M. Kaleem GALAMALI, Assoc. Prof Nawaz MOHAMUDALLY, Towards Dependable Pervasive Systems-A Position and Vision Paper, CEET 2014
- [2] M. Kaleem GALAMALI, Assoc. Prof Nawaz MOHAMUDALLY, Model of Energy Savings achievable with Location-aware Node-to-Node Transmission in UbiComp , CEET 2014
- [3] M. Kaleem GALAMALI, Assoc. Prof Nawaz MOHAMUDALLY, Model of Energy Savings achievable with Location-aware Node-to-Node Transmission in UbiComp Using Location Refresh Intervals, CEET 2014
- [4] M. Kaleem GALAMALI, Assoc. Prof Nawaz MOHAMUDALLY, Model of Energy Savings achievable with Location-aware Transmission in UbiComp Using Relays, CEET 2014
- [5] M. Kaleem GALAMALI, Assoc. Prof Nawaz MOHAMUDALLY, Mathematical modeling of need of exact number of relays to ensure seamless mobility in mobile computing, CEET 2014
- [6] M. Kaleem GALAMALI, Assoc. Prof Nawaz MOHAMUDALLY, Modelling of need for multiple relays for ensuring seamless mobility, CEET 2014
- [7] M. Kaleem GALAMALI, Assoc. Prof Nawaz MOHAMUDALLY, Investigation of prominence of placements of relays in a ubicomp topography,
- [8] M. Kaleem GALAMALI, Assoc. Prof Nawaz MOHAMUDALLY, Model of energy savings achievable

- with location-aware transmission in ubicomp using optimised number of relays.
- [9] M. Kaleem GALAMALI, Assoc. Prof Nawaz MOHAMUDALLY, Investigation of Prominence of Placements of Optimised Number of Relays in a Ubicomp Topography using Location-Aware Transmission, CEET 2015.
- [10] M. Kaleem GALAMALI, Assoc. Prof Nawaz MOHAMUDALLY, Extending Node Battery Availability in Ubicomp with Location-Aware Transmission, CEET 2015.
- [11] M. Kaleem GALAMALI, Assoc. Prof Nawaz MOHAMUDALLY, Extending Node Battery Availability in Ubicomp with Location-Aware Transmission using Location Refresh Intervals, CEET 2015.
- [12] M. Kaleem GALAMALI, Assoc. Prof Nawaz MOHAMUDALLY, Extending Node Battery Availability in Ubicomp with Location-Aware Transmission using Uniformly Placed Relays, CEET 2015.
- [13] M. Kaleem GALAMALI, Assoc. Prof Nawaz MOHAMUDALLY, Extending Node Battery Availability in Ubicomp with Location-Aware Transmission Using Optimally Placed Relays, CEET 2015.
- [14] M. Kaleem GALAMALI, Assoc. Prof Nawaz MOHAMUDALLY, Model of Sender Node Energy Savings Achievable with Location-Aware MANET Transmission in Ubicomp. ACCN 2016
- [15] M. Kaleem GALAMALI, Assoc. Prof Nawaz MOHAMUDALLY, Model of Overall Node Energy Savings Achievable with Location-Aware MANET Transmission in Ubicomp. ACCN 2016
- [16] M. Kaleem GALAMALI, Assoc. Prof Nawaz MOHAMUDALLY, Model of Sender Node Extra Energy Savings Achievable in MANET Against Direct Node-to-Node Transmission Using Location-Aware Transmission in Ubicomp. ACCN 2016
- [17] M. Kaleem GALAMALI, Assoc. Prof Nawaz MOHAMUDALLY, Model of Overall Node Extra Energy Savings Achievable in MANET against Direct Node-to-Node Transmission Using Location-Aware Transmission in Ubicomp. ACCN 2016
- [18] M. Kaleem GALAMALI, Assoc. Prof Nawaz MOHAMUDALLY, Model of Energy Consumption Ratio Achievable in MANET Using Location-Aware Transmission in Ubicomp. ACCN 2016
- [19] M. Kaleem GALAMALI, Assoc. Prof Nawaz MOHAMUDALLY, Model of Minimum Energy Consumption Ratio Achievable in MANET Using Location-Aware Transmission in Ubicomp. ACCN 2016
- [20] M. Kaleem GALAMALI, Assoc. Prof Nawaz MOHAMUDALLY, Model of Maximum Energy Consumption Ratio Achievable in MANET Using Location-Aware Transmission in Ubicomp. ACCN 2016
- [21] M. Kaleem GALAMALI, Assoc. Prof Nawaz MOHAMUDALLY, Model of Overall Energy Consumption Fairness Ratio Achievable in MANET Using Location-Aware Transmission in Ubicomp. ACCN 2016
- [22] M. Kaleem GALAMALI, Assoc. Prof Nawaz MOHAMUDALLY, Model of Overall Energy Consumption Fairness Proportion Achievable in MANET Using Location-Aware Transmission for Ubicomp.
- [23] M. Kaleem GALAMALI, Assoc. Prof Nawaz MOHAMUDALLY, Model of Minimum Fairness Proportion Achievable in MANET Using Location-Aware Transmission for Ubicomp.
- [24] M. Kaleem GALAMALI, Assoc. Prof Nawaz MOHAMUDALLY, Model of Maximum Fairness Proportion Achievable in MANET Using Location-Aware Transmission for Ubicomp.
- [25] M. Kaleem GALAMALI, Assoc. Prof Nawaz MOHAMUDALLY, Model of Sender Fairness Proportion Achievable in MANET Using Location-Aware Transmission for Ubicomp.
- [26] Markus Bylund and Zary Segall, Towards seamless mobility with personal servers, 2004.
- [27] Masugi Inoue, Mikio Hasegawa, Nobuo Ryoki and Hiroyuki Morikawa, Context-Based Seamless Network and Application Control, 2004
- [28] Xiang Song, Umakishore Ramachandran, MobiGo: A Middleware for Seamless Mobility, College of Computing Georgia Institute of Technology, Atlanta, GA, USA, August 2007
- [29] Budzisz, Ferrús, R., Brunstrom A., Grinnemo, K, Fracchia, R., Galante, G., and Casadevall, F. Towards transport-layer mobility: Evolution of SCTP multihoming, March 2008
- [30] Paul Dourish & Genevieve Bell, Divining a digital future, 2011.
- [31] Xiang Song, Seamless Mobility In Ubiquitous Computing Environments, PhD Thesis, Georgia Institute of Technology, August 2008
- [32] Kevin O Mahony, Jian Liang, Kieran Delaney, User-Centric Personalization and Autonomous Reconfiguration Across Ubiquitous Computing Environments, NIMBUS Centre Cork Institute of Technology, Cork, Ireland, UBICOMM 2012
- [33] Pablo Vidales, Seamless mobility in 4G systems, *Technical Report, University of Cambridge*, Computer Laboratory, Number 656, November 2005
- [34] João Pedro Sousa and David Garlan, Aura: An Architectural Framework for User Mobility in Ubiquitous Computing Environments, School of Computer Science, Carnegie Mellon University, USA, August 2002
- [35] Dennis Lupiana, Ciaran O'Driscoll, Fredrick Mtenzi, Defining Smart Space in the Context of Ubiquitous Computing, Dublin Institute of Technology, Ireland, Special Issue on ICIT 2009 Conference - Web and Agent Systems, 2009
- [36] N.S.V.Shet1, Prof.K.Chandrasekaran2 and Prof. K.C.Shet3, *WAP Based Seamless Roaming In Urban Environment with Wise Handoff Technique*, International Journal of UbiComp (IJU), Vol.1, No.4, October 2010
- [37] Yipeng Yu Dan He Weidong Hua Shijian Li Yu Qi Yueming Wang Gang Pan, FlyingBuddy2: A Brain-controlled Assistant for the Handicapped, Zhejiang University, *UbiComp'12*, September 5-8, 2012.
- [38] Jing Su, James Scott, Pan Hui, Jon Crowcroft, Eyal de Lara Christophe Diot, Ashvin Goel, Meng How Lim, and Eben Upton, Huggle: Seamless Networking for Mobile Applications, 2007
- [39] Rui Han, Moustafa M. Ghanem, Li Guo, Yike Guo*, Michelle Osmond, Enabling cost-aware and adaptive elasticity of multi-tier cloud applications, Future Generation Computer Systems, 2012
- [40] Byrav Ramamurthy, K. K. Ramakrishnan, Rakesh K. Sinha, Cost and Reliability Considerations in Designing the Next-Generation IP over WDM Backbone Networks, 2012.
- [41] Bhavish Aggarwal, Aditya Akella, Ashok Anand, Athula Balachandran, Pushkar Chitnis, Chitra Muthukrishnan, Ram Ramjee and George Varghese, EndRE: An End-System Redundancy Elimination Service for Enterprises, NSDI 2010, San Jose, CA
- [42] Ashok Anand, Vyas Sekar and Aditya Akella, SmartRE: An Architecture for Coordinated Network-wide Redundancy Elimination, SIGCOMM 2009, Barcelona, Spain
- [43] John Breeden II, "Smart-phone battery life could double – without better batteries", Nov 14, 2012
- [44] Andy Boxall, "When will your phone battery last as long as your kindle", December 5, 2012.
- [45] Imielinski, T. and Navas, J.C. (1999). GPS-based geographic addressing, routing, and resource discovery. *Comms. ACM*, Vol. 42, No. 4, pp. 86-92.
- [46] Hightower, J. and Borriello, G. (2001). Location Systems for Ubiquitous Computing. *IEEE Computer*, Vol. 34, No. 8, August, pp. 57-66.
- [47] Harter, A., Hopper, A., Steggle, P., Ward, A. and Webster, P. (2002). The Anatomy of a Context-Aware Application. *Wireless Networks*, Vol. 8, No. 2-3, Mar-May, pp. 187-197.
- [48] Hightower, J., Brumitt, B. and Borriello, G. (2002). The Location Stack: A Layered Model for Location in Ubiquitous Computing. *Proceedings of the 4th IEEE Workshop on Mobile Computing Systems & Applications (WMCSA 2002)*, Callicoon, NY, USA, June, pp. 22-28.
- [49] Graumann, D., Lara, W., Hightower, J. and Borriello, G. (2003). Real-world implementation of the Location Stack: The Universal Location Framework. *Proceedings of the 5th*

- IEEE Workshop on Mobile Computing Systems & Applications (WMCSA 2003)*, Monterey, CA, USA, October, pp. 122-128.
- [50] Ko, Y., & Vaidya, N. H. (2000). Location-aided routing (LAR) in mobile ad hoc networks. *Wireless Networks*, 6(4), 307-321.
- [51] Liao, W.-H., Tseng, Y.-C., & Sheu, J.-P. (2001). GRID: a fully location-aware routing protocol for mobile ad hoc networks. *Telecommunication Systems*, 18(1), 37-60.
- [52] Kuhn, F., Wattenhofer, R., Zhang, Y., & Zollinger, A. (2003). Geometric ad-hoc routing: of theory and practice. In *Proceedings of the ACM (PODC'03)* (pp. 63-72).
- [53] Jiang, X., & Camp, T. (2002). Review of geocasting protocols for a mobile ad hoc network. In *Proceedings of the Grace Hopper Celebration (GHC)*.
- [54] Ko, Y. & Vaidya, N. H. (1999). Geocasting in mobile ad hoc networks: location-based multicast algorithms. In *Proceedings of the IEEE (WMCSA '99)* (pp. 101).
- [55] Mauve, M., Fuler, H., Widmer, J., & Lang, T. (2003). *Position-based multicast routing for mobile ad-hoc networks* (Technical Report TR-03-004). Department of Computer Science, University of Mannheim.
- [56] Xu, Y., Heidemann, J., & Estrin, D. (2001). Geography-informed energy conservation for adhoc routing. In *Proceedings of the ACM/IEEE (MOBICOM'01)* (pp. 70-84).
- [57] Hu, Y.-C., Perrig, A., & Johnson, D. (2003). Packet leases: a defense against wormhole attacks in wireless ad hoc networks. In *Proceedings of the INFOCOM' 03* (pp. 1976-1986).
- [58] Patwari, N., Hero III, A. O., Perkins, M., Correal, N. S., & O'Dea, R. J. (2003). Relative location estimation in wireless sensor networks. *IEEE Transactions on Signal Processing*, 51(8), 2137-2148.
- [59] Baldauf, M., Dustdar, S., & Rosenberg, F. (2007). A Survey on Context Aware Systems. *International Journal of Ad Hoc and Ubiquitous Computing*, Inderscience Publishers. forthcoming. Pre-print from: <http://www.vitalab.tuwien.ac.at/~florian/papers/ijahuc2007.pdf>
- [60] Hong, D., Chiu, D.K.W., & Shen, V.Y. (2005). Requirements elicitation for the design of context-aware applications in a ubiquitous environment. In *Proceedings of ICEC'05* (pp. 590-596).
- [61] Neeraj Tantubay, Dinesh Ratan Gautam and Mukesh Kumar Dhariwal, "A Review of Power Conservation in Wireless Mobile Ad hoc Network (MANET)", *International Journal of computer Science Issues*, Vol 8, Issue 4, No 1, July 2011.
- [62] Wenrui Zhao, Mostafa Ammar and Ellen Zegura, "A Message Ferrying Approach for Data Delivery in Sparse Mobile Ad Hoc Networks", *MobiHoc'04*, May 24-26, 2004, Roppongi, Japan.

About Author (s):

Associate Professor Nawaz Mohamudally works at University of Technology, Mauritius (UTM) and has undertaken supervision of MPhil/PhD Students for many years.



M. Kaleem Galamali is a part-time student (achieved M Phil Transfer on 28.10.2014, currently PhD student) at UTM under supervision of A.P. Nawaz Mohamudally.